

Yermak-McFaul
International Working Group
on Russian Sanctions

& KSE Institute

RUSSIA'S MILITARY CAPACITY AND THE ROLE OF IMPORTED COMPONENTS

Olena Bilousova, Oleksii Gribovskiy, Benjamin Hilgenstock,
Elina Ribakova, Nataliia Shapoval, and Vladyslav Vlasiuk

June 19, 2023

Contents

I.	Executive summary	3
II.	Russia's Military Capabilities in 2023	6
	Critical Role of Imported Components	6
	Overall Assessment of Military Capabilities	7
III.	Russian Imports of Critical Components	11
	Analysis of Russian Military Equipment	11
	Analysis of Russian Imports of Critical Components	14
	Overall Dynamics: Full Recovery by End-2022	14
	Trade Channels: Rise of China	15
	Import Composition: Semiconductors in Focus	16
	Company Analysis: Business with Russia Continues	17
IV.	Policy Recommendations: Stepped-Up Enforcement	22
V.	Appendix	26

I. Executive Summary

In this study, we focus on two key dimensions of Russia's full-scale invasion of Ukraine, which is now entering its seventeenth month: (1) Russia's overall military capabilities in terms of key weapons systems, and (2) the extent of its continued reliance on imported components for military production. What sets our analysis apart is that we are able to investigate specific foreign components found in Russian equipment in Ukraine, and that we rely on a unique, comprehensive dataset on Russian international trade to identify schemes to circumvent and/or violate sanctions, i.e., dual-use and military goods export controls. This allows us to develop detailed policy recommendations for stronger sanctions and stepped-up enforcement to end Russia's war on Ukraine and prevent further aggression by Russia.

Our key findings are as follows:

1. **Reduced overall military capabilities.** Due to the critical role of imported components in military production, international sanctions, i.e., dual-use and military goods export controls, are having an impact on Russia's ability to manufacture key weapons systems, including armored vehicles, artillery, and missiles.
2. **Russia continues to wage war on Ukraine.** The country is clearly still able to produce key weapons systems. This is due to a combination of factors: (i) large stocks of key components; (ii) evasion of restrictions due to inconsistencies in the export controls regime; and (iii) sanctions violations and insufficient enforcement.
3. **Some high-tech inputs are missing.** While Russia appears to have found ways to acquire important inputs, they are not necessarily of the same quality and may also cost more. Thus, the lack of specific high-tech components has emerged as a major constraint – and not all equipment contains state-of-the-art electronics.
4. **Western components identified in weapons.** We rely on the analysis of Russian weaponry captured on the battlefield – in total, 58 pieces of equipment, ranging from missiles and drones to armored vehicles and artillery – and find 1,057 individual foreign components with microchips and processors playing the dominant role.
5. **Continued imports of critical Western components.** Using a comprehensive dataset on Russian international trade, we investigate imports of these “critical components” and find that they rebounded weeks following an initial drop in the immediate aftermath of the imposition of sanctions.
6. **Russian ability to find alternative suppliers.** By the end of last year, imports of what we define as “critical components” had fully recovered and, in fact, risen above pre-sanctions levels for key items such as semiconductors.¹ China plays a key role – as an intermediary for shipments from other places as well as an alternative supplier.
7. **Initial Q1 2023 results indicate a deceleration.** For a subset of critical components, we find that Russian imports declined in Q1 2023 (see Box 1) – by 14% compared to Q4 2022. This could indicate growing challenges regarding their acquisition – or more successful efforts to conceal transactions.
8. **Acquisition of Western goods via third countries.** We find that products of several specific companies in sanctions coalition countries continue to be shipped to Russia,

¹ In our analysis, we treat integrated circuits (HS code 8542) as part of semiconductors more broadly.

mainly via China but also Hong Kong and Turkey. In fact, imports from this subset have fully recovered in value terms.

9. **Export control regime not as effective as needed.** Components from Western producers finding their way to Russia is a major concern, even if we recognize that some circumvention of export controls is unavoidable as entities in third countries may be outside the direct reach of the sanctions coalition.

Our policy recommendations are as follows:

1. **Improve information exchange.** In our view, the first step to more effective enforcement of military and dual-use goods export controls is better exchange of information. Detailed data on transactions is available in a timely manner, including for sensitive trade activities such as those with critical military or dual-use components. This includes data from customs services in sanctions coalition countries as well as data from third countries that can be acquired directly or through independent providers such as Export Genius. Authorities should set up systems through which information can be shared effectively. In addition, authorities should cooperate closely when it comes to investigations of sanctions violations or circumvention.
2. **Utilize financial sanctions and AML framework.** Restrictions regarding Russian (and third-country) financial institutions – as well as cross-border transactions more generally – can be used to improve the implementation and enforcement of the export controls regime. Specifically, further restricting channels for transactions would allow for better monitoring and increase transparency. Schemes to violate or circumvent sanctions, including export controls, are similar to those that are being used for money laundering or proliferation for which a regulatory framework is already in place to a substantial extent and should be applied to the area of export controls.
3. **Engage with key companies.** Authorities should engage with the companies whose products are being exported to Russia. Many large companies have extensive risk management and compliance structures which would allow them to minimize the risk to unknowingly violate export controls; what is likely missing at this point is a sense of urgency to do so. From a public opinion perspective, companies should be very much interested in avoiding having their products identified in Russian weaponry found on the battlefield or being used for attacks on Ukrainian civilians. Small-and-medium enterprises with less developed risk management systems may require technical assistance from authorities to improve compliance.
4. **Demonstrate consequences of violations.** As we find that many of the critical components that Russia continues to be able to acquire are produced on behalf of Western companies, these do not appear to undertake sufficient due diligence as far as goods under export controls are concerned. Thus, we believe that implementing agencies need to demonstrate their commitment to preventing and/or prosecuting violations by undertaking investigations with regard to high-profile players.
5. **Align and broaden export control regimes.** Export controls target categories of dual-use goods with the highest likelihood of use for military purposes. However, this leaves loopholes through which Russia may be able to access critical inputs – for instance by misclassifying goods. In our view, export controls should be expanded to cover broader categories – making circumvention harder and enforcement easier. In our view, it is

also critical to align export controls across jurisdictions and enforce measures consistently to close loopholes in the regime.

6. **Tighten documentary evidence requirements.** As in other areas of the sanctions complex, we believe that enhanced documentary requirements are key as well. For export controls, authorities should require end user agreements from all exporters, including companies under coalition jurisdiction that produce their products in and export them from third countries. While the legal enforceability of such agreements can be problematic, this would entice companies to undertake proper due diligence before engaging in any trade with military and dual-use goods.
7. **Target third-country intermediaries.** We recognize that such measures are controversial, especially if they constitute secondary or extraterritorial sanctions. However, imports of dual-use and military goods are critical for Russia's war effort – this is a key area where boundaries in terms of sanctions should be pushed. We recognize that the relative ease (and low cost) with which new entities (i.e., shell companies) can be set up in third countries represents a major challenge. Authorities, thus, need to constantly monitor developments utilizing all available data sources to identify how schemes adjust to restrictions – and revise the regime accordingly.
8. **Expand export controls coalition.** While several key countries resist participating in the overall sanctions regime, we urge Ukraine's allies to reintensify efforts to broaden the coalition specifically in the area of export controls. We believe that more cooperation can be achieved regarding the issue of dual-use goods as these components directly contribute to Russia's targeting of civilians in Ukraine.

II. Russia's Military Capabilities in 2023

Critical Role of Imported Components

Almost all of Russia's modern military hardware is dependent on complex electronics imported from the US, the UK, Germany, the Netherlands, Japan, Israel, and China.² In some instances, these components are civilian dual-use goods that can be procured commercially and harder to reach via export controls.

The Royal United Services Institute (RUSI) estimates that Russia's military uses over 450 different types of foreign-made components in 27 different equipment systems. Many of these components are made by well-known U.S. companies that create advanced microelectronics for the U.S. military. In fact, only ten companies are responsible for more than 200 components (close to half of the total). And, most importantly, over 80 of these components are subject to export controls by the U.S.,—but Russia's military has nevertheless managed to obtain them, possibly through third-country intermediaries.³

While Russian weapons continue to contain components that are manufactured in the West, it is uncertain whether the companies producing these components were aware of the products' ultimate use by the Russian military. Russia has developed channels to conceal the origins of these items by using third countries as intermediaries. For instance, a significant share of computer components found in Russian ballistic and cruise missiles are purportedly bought for non-military use in Russia's space program. Thus, ROSCOSMOS has been utilized by Russia as a means of acquiring technologies with both civilian and military applications. Additionally, there are numerous companies across the globe, such as those in the Czech Republic, Serbia, Armenia, Kazakhstan, Turkey, India, and China, who are willing to take substantial risks to fulfill Russian procurement demands.

A Nikkei⁴ investigation has found that since the start of the full-scale invasion in 2022, 75% of U.S. microchips were supplied to Russia through Hong Kong or China, while the manufacturers state that they have suspended all the operations with Russia. Nikkei highlights that smaller, lesser-known chip traders and shell companies are able to evade U.S. sanctions on Russia more easily, as they are not subject to the same level of scrutiny as larger, established distributors. Some of such distributors are already sanctioned by the U.S., but a majority still operate.

For instance, Russian entities connected to a company called STC (Специальный технологический центр) in St. Petersburg have been importing Western-made components. STC produces the Orlan-10 drone and has close ties to the Russian government. Financial records and other sources suggest that a company called SMT-iLogic in St. Petersburg is purchasing many of these imports on behalf of STC. In the past, the U.S. government has sanctioned STC for supporting Russia's interference in the 2016 U.S. presidential election.⁵

These components play a crucial role in Russia's drone production, enabling Russia to conduct cost-effective yet efficient coordinated reconnaissance and bombing of targets in Ukraine. The components are being shipped to Russia by companies based in the United

² RUSI, [Operation Z: The Death Throes of an Imperial Delusion](#), 2022

³ RUSI, [Silicon Lifeline: Western Electronics at the Heart of Russia's War Machine](#), 2022

⁴ Nikkei, [Special report: How U.S.-made chips are flowing into Russia](#), 2023

⁵ RUSI, [The Orlan Complex: Tracking the Supply Chains of Russia's Most Successful UAV](#), 2022

States, Europe, China, South Korea, and Hong Kong. Some of these exporters appear to be run by Russian nationals or expatriates based abroad with limited public profiles.

It is worth noting that Russian companies must prove to the Russian Ministry of Defense that there is no domestic alternative before they can use foreign components in military equipment.²

According to the Free Russia Foundation⁶, the sanctions regime created by the U.S. and EU was able to disrupt the access to Western technology only in the short term. Russia has established alternative routes (mainly through China, Turkey, Cyprus, and the UAE) fairly quickly with imports of dual-use goods now exceeding pre-war levels. Russia's imports of microprocessors/semiconductors increased from \$1.82 billion in 2021 to \$2.45 billion in 2022 (for the year as a whole). In 2022, records indicate the import of unmanned aerial vehicles (UAVs) from China, Hong Kong, India, Turkey, and also European countries: the Netherlands and Germany.

The Free Russia Foundation report also states that there is a great deal of uncertainty, even among industry experts and association representatives, regarding the scope of the US ban on exporting chips to Russia, including which types of chips are subject to the ban.

However, some researchers are more positive about the effectiveness of sanctions. The Center for Strategic and International Studies (CSIS) writes in a report that shortages of certain higher-end components are forcing the Russian Ministry of Defense to substitute them with lower-quality alternatives.⁷ These findings are based on usage patterns of Russian military equipment on the battlefield, for example, the use of less effective missiles outside of their intended purpose. Overall, CSIS points to the following components, which are lacking: advanced optical systems, bearings, engines, and microchips.

Overall Assessment of Military Capabilities

Although Russia has been implementing import substitution programs since 2014 with the goal of reducing the country's reliance on foreign components particularly in its defense industry, its continued use of foreign-sourced high-tech components highlights substantial ongoing dependence—which makes it susceptible to the imposition of export controls.

However, the impact of export controls is limited by several factors:

- **Long-term stocks.** Researchers found that Russia stores stocks for the execution of long-term contracts, equivalent to approximately three years of production.⁸ As a result, any restrictions targeting the production of military equipment will have a delayed impact. However, considering that production needs are much higher at the time of war, Russia will likely have to use such stocks this year.
- **Smuggling and other “gray schemes”.** As discussed above, a number of cases have been identified, which demonstrate sanctions evasion schemes. This includes: (1) using intermediaries in countries, which are not under sanctions; (2) restructuring companies to conceal entities—or individuals—under sanctions; and (3) purchasing components and moving final assembly to Russia instead of buying finished

⁶ Free Russia Foundation, [Effectiveness of U.S. Sanctions Targeting Russian Companies and Individuals](#), 2023

⁷ CSIS, [Out of Stock? Assessing the Impact of Sanctions on Russia's Defense Industry](#), 2023

⁸ The Jamestown Foundation, [The Skyrocketing Costs for Russia's War Effort](#), 2022

sanctioned goods. Western components have also been found in drones supplied to Russia by Iran, which should have fallen under sanctions on the latter.

- **Inconsistent export controls and insufficient enforcement.** Evasion schemes as the ones discussed above can only succeed due to weaknesses in the sanctions and export controls regime. Insufficient enforcement, in particular as the identification of products' end users are concerned, are partly to blame. Enforcement is further complicated by the fact that the list of dual-use goods is not consistent across sanctions coalition countries and that it does not align to the customs codes of the Harmonized System (HS). As a result, it is often difficult to determine whether a particular shipment is, or should have been, subject to sanctions. The U.S. recently published a list of HS codes that warrant special attention.⁹ We expect the EU to follow suit with its list of priorities soon.

While Russia's substantial stocks make military production somewhat resilient to sanctions and export controls, the lack of specific high-tech components has emerged as a major constraint. While Russian defense companies have been able to ramp up production through 24-hour operations, not all equipment contains state-of-the-art advanced electronics, leading to decreased effectiveness on the battlefield.

1. Tanks and Other Armored Vehicles

Uralvagonzavod is the only producer of tanks in Russia. In March 2022, the company was forced to halt operations due to a lack of components (mainly, bearings) following the imposition of export controls.¹⁰ But by now, according to Rostec, production has, in fact, increased with the plant operating on a 24-hour basis.¹¹ Key is Russia's ability to procure inputs from alternative sources; in the case of bearings, Turkey was the largest supplier in 2022. To address a lack of qualified employees, 12-hour shifts have been implemented.

The plant's main task is not actually the production of new equipment, but, rather, modernization of the large number of older tanks Russia has in store, as well as repair of damaged equipment. According to the Russian press, a key issue is the lack of Sosna-U multi-channel thermal imaging gunner's sights, meaning that the majority of tanks do not have this type of equipment.¹²

The situation is similar with regard to infantry fighting vehicles (IFV). The main producer, Kurganmashzavod, now operates on a 24-hour basis as well and is mainly tasked with modernizing the large number of IFVs in storage.¹³

Despite Russia's concerted efforts to increase capacities and acquire critical inputs through alternative channels, the number of tanks and IFVs has fallen considerably since the start of the full-scale invasion. The International Institute of Strategic Studies (IISS) sees a 39%

⁹ Bureau of Industry and Security, [Supplemental Alert: FinCEN and the U.S. Department of Commerce's Bureau of Industry and Security Urge Continued Vigilance for Potential Russian Export Control Evasion Attempts](#), 2023

¹⁰ The Kyiv Independent, [Russian companies specializing in tank repair suspend operations due to supply shortages](#), 2022

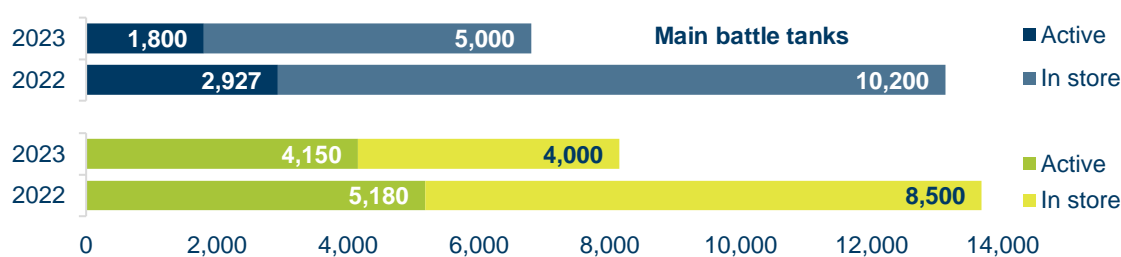
¹¹ The Moscow Times, [Russian Defense Chief Says Military Factories Working 'Around the Clock'](#), 2023

¹² TopWar, [New T-80BVM tanks for a special operation: it looks like they had to save on sights](#), 2023

¹³ Rostec, [Rostec has supplied the Russian Defense Ministry with a new batch of BMP-3s](#), 2023

reduction in active tanks and 20% drop in active IFVs, with the corresponding numbers for such vehicles in storage 51% and 53%, respectively (see Figure 1).

Figure 1: Main battle tanks and infantry fighting vehicles



Source: International Institute for Strategic Studies, KSE Institute¹⁴

2. Artillery

Russia's military appears to encounter difficulties with the supply of artillery shells. The number of artillery rounds is down sharply – around 75% – from last summer, when Russia fired 40,000-50,000 rounds per day in the Donbas region.¹⁵ However, remaining stocks are considerable, even if some are old and less reliable.

ISW assesses that munitions constraints will likely prevent Russian forces from maintaining a high pace of operations in the Bakhmut area, and elsewhere, in the near term.¹⁶ That Russia has already depleted ammunition stockpiles in Belarus is a further indicator that a renewed large-scale offensive from Belarussian territory is unlikely in the coming months.

3. Missiles

The intensity of missile attacks on the territory of Ukraine (critical infrastructure and civil and residential buildings) has decreased. However, since the beginning of May, Russia conducts constant attacks on civilian infrastructure with missiles and drones in response to the counteroffensive of the Ukrainian Armed Forces.

For this purpose, Russia is trying to ramp up production (see Figure 2) and reportedly seeking to buy missiles from North Korea as well as additional drones from Iran, which are much lower cost in comparison.

The use of some missiles in an unorthodox fashion is a further indication for equipment constraints (see Figure 3). For example, attacks on the territory of Ukraine have been conducted using S-400 (and S-300) missiles, which were originally designed as air defense weapons – and are extremely imprecise when being used to hit targets on the ground. Another sign for the serious lack of cruise missiles in Russia's arsenal is the almost instantaneous use of newly-produced equipment. The analysis of debris has shown that Russia has used cruise missiles during recent attacks that were produced in Q1 2023 – indicating extremely low stocks.¹⁷

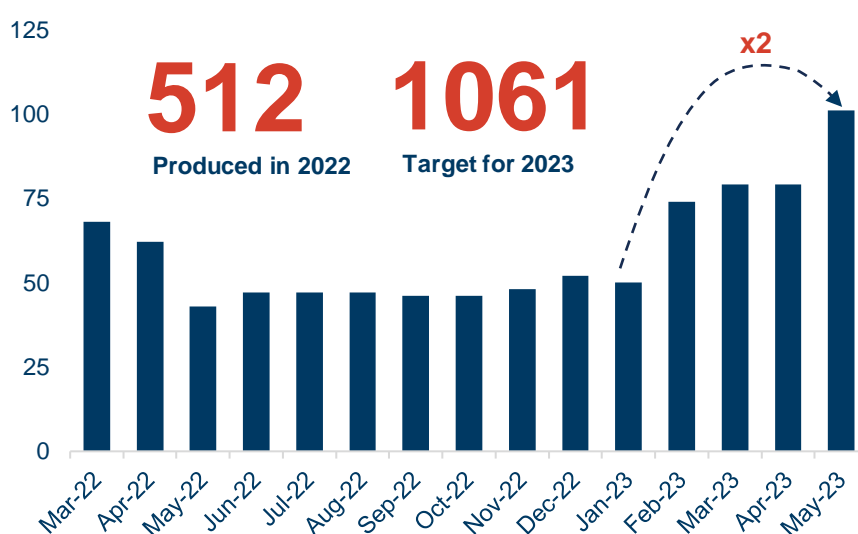
¹⁴ IISS, [Military Balance 2022](#) and [Military balance 2023](#)

¹⁵ CNN, [Russian artillery fire down nearly 75%, US officials say, in latest sign of struggles for Moscow, 2023](#)

¹⁶ ISW, [Russian offensive campaign assessment, December 24, 2022](#)

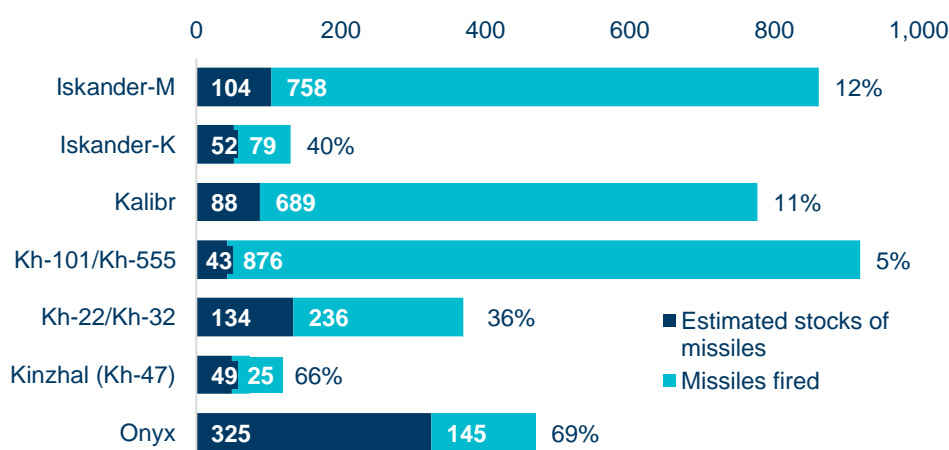
¹⁷ RBC Ukraine, [The hunt for Patriot and the failure of the counteroffensive. How Russia changed the targets of missile strikes](#), 2023

Figure 2: Russian Missile Production



Source: KSE Institute

Figure 3: Estimated Russian Missile Stocks as at 1 June 2023



Source: Ministry of Defense, RBC Ukraine, Jamestown Foundation, KSE Institute

In conclusion, Russia's military capacity seems to be impacted most by extraordinary losses on the battlefield. Given its inability to increase production significantly in the short term and limited access to some critical components, Russia is currently unable to rebuild its stocks fast enough. However, due to the unprecedented scope of military and dual-use goods export controls, the effect should have been more pronounced. We believe that this indicates that restrictions may be violated and/or circumvented. To be able to identify specific issues associated with the export controls regime, we undertake a detailed analysis of trade with goods that we consider to be "critical".

III. Russian Imports of Critical Components

Analysis of Russian Military Equipment: Methodology and Key Findings

For our comprehensive analysis of trade trends regarding military and dual-use goods, we use information on Russian military equipment recovered on Ukrainian territory since the start of the full-scale invasion (see Figure 4) to develop a definition of “critical components”.



1. In **58** pieces of Russian military equipment (see Figure 5a), we find a total of **1,057** individual foreign components.¹⁸ Microchips and (micro-)processors together account for close to half of all components (see Figure 5b).
2. **155** companies are identified as producers of these components (see Figure 5c), with headquarters in **19** different countries (see Figure 5d).¹⁹ Entities based in the United States are responsible for roughly two-thirds of the components found.
3. We identify all shipments from this subset of companies to Russia in 2022 by relying on a comprehensive, micro-level dataset on Russian trade. Trade data used in this analysis may not reflect all transactions between Russia and the countries of the Eurasian Economic Union, e.g., Belarus and Kazakhstan, as direct passing of the physical border of these countries to Russia are reflected in separate database.
4. All 1,185 HS codes²⁰ found in these transactions are analyzed on a case-by-case basis to determine which goods should be considered potential inputs for Russian military production and which are purely civil in nature.
5. We arrive at **385** ten-digit HS codes that define the set of “critical components” for our analysis of trade activities and potential export control violations.²¹ Of these codes, only 170 – less than half – are included in the European Union’s dual-use goods list.²²

¹⁸ Also includes 22 small electronic devices with 268 components. For details, see Appendix 1.

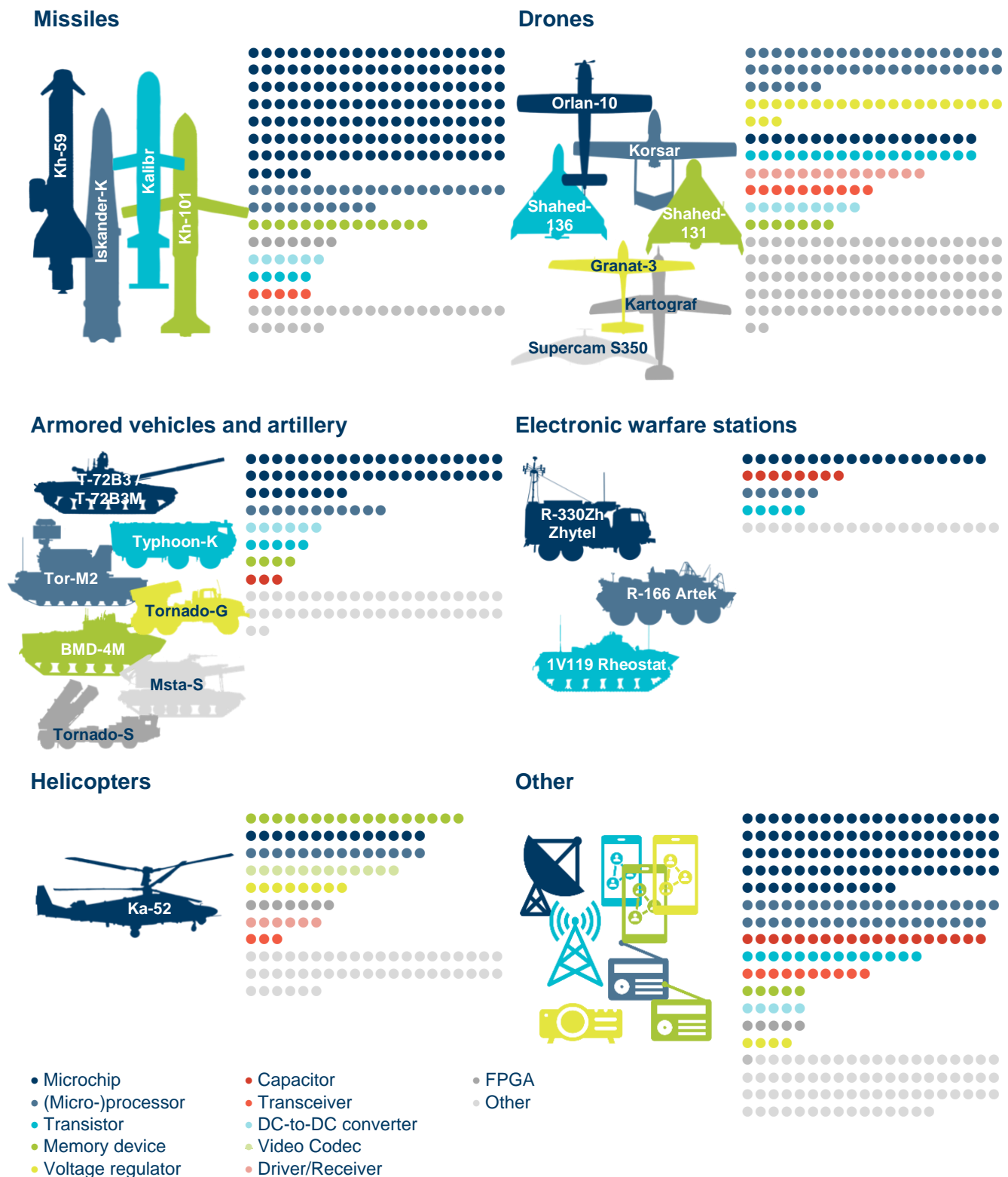
¹⁹ For a full list of companies, see Appendix 2.

²⁰ Trade codes used in this analysis – and described in Appendix 3 – reflect Russian HS codes (“TN VED”). The Russian goods classification matches the international HS code system at the 6-digit level, while the more detailed breakdown may differ. This also complicates the implementation of sanctions and their enforcement.

²¹ For a full list of HS codes, see Appendix 3.

²² For the EU list, see [here](#). The comparison was undertaken at the 8-digit level.

Figure 4: Russian Military Equipment Analyzed and Components Found



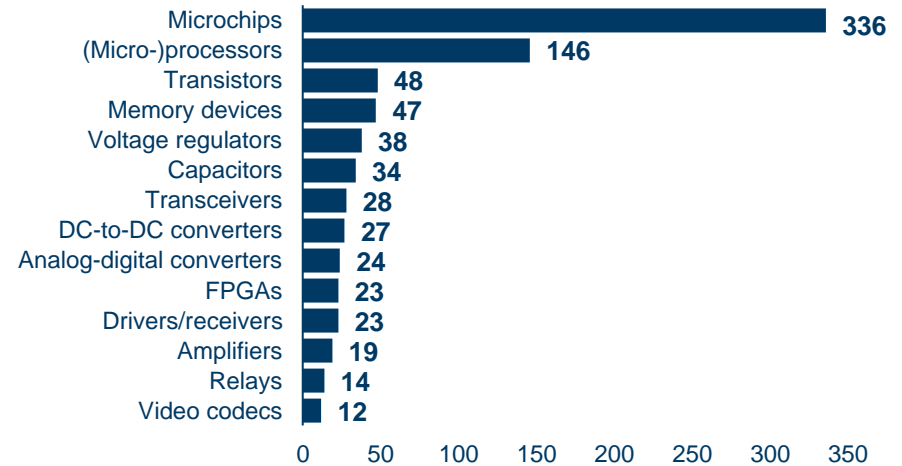
Source: KSE Institute *each dot represents one identified item

Figure 5a: Equipment by Type



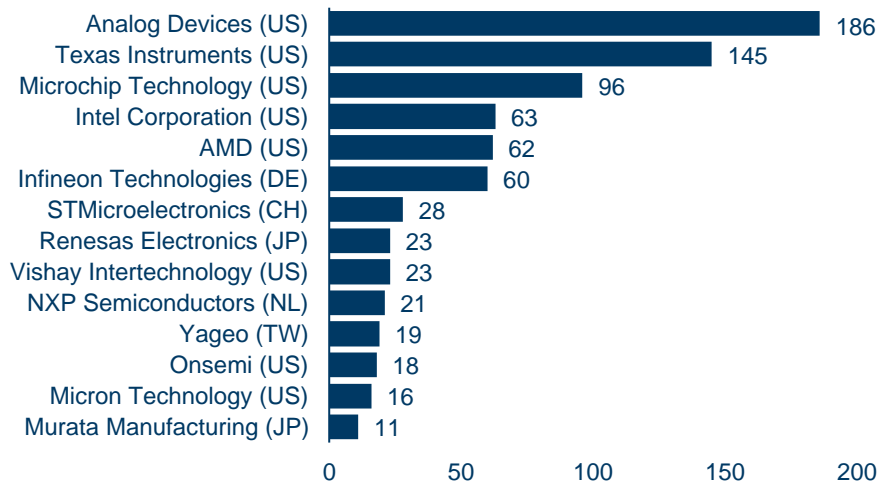
Source: KSE Institute

Figure 5b: Components by Type



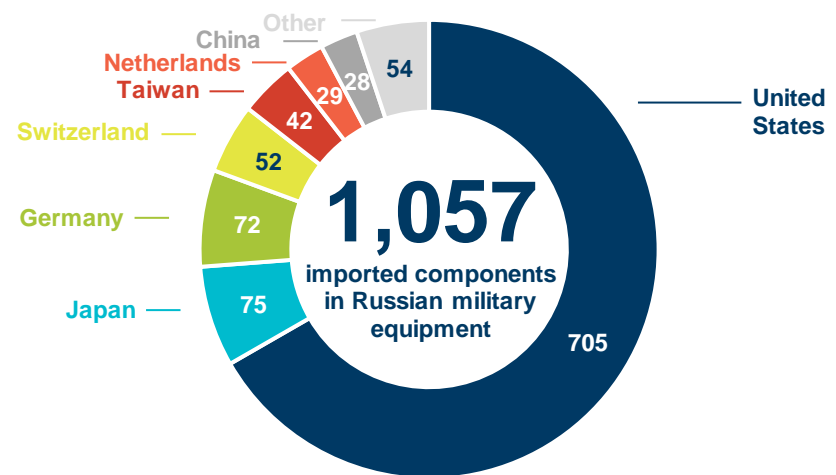
Source: KSE Institute *not shown: 238 other components

Figure 5c: Components by Producer



Source: KSE Institute *not shown: 286 other components

Figure 5d: Components by Headquarter



Source: KSE Institute

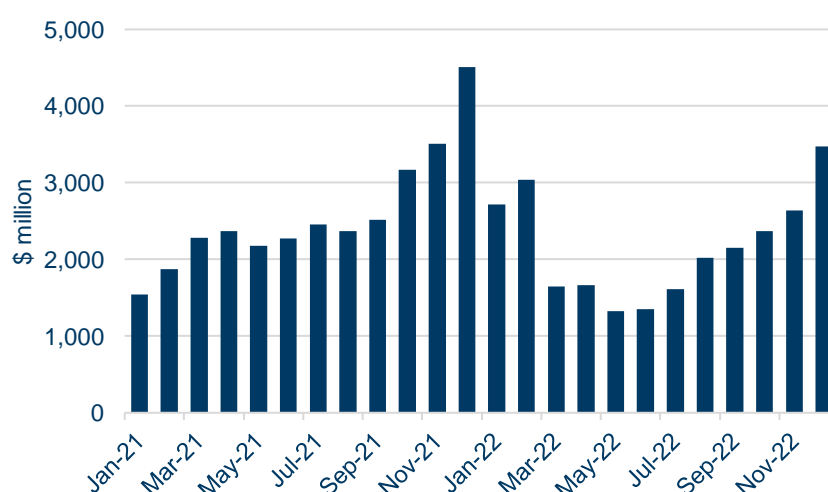
Analysis of Russian Imports of Critical Components

Overall Dynamics: Full Recovery by End-2022

In a first step, we analyze overall dynamics of “critical components” imports and find several key developments driven by Russia’s full-scale invasion of Ukraine and the imposition of export controls by the sanctions coalition (see Figure 6).

1. **Building-up of stocks.** In the last quarter of 2021, imports of critical components picked up markedly, in particular in December – likely indicating the building up of stocks in anticipation of challenges regarding the acquisition of components critical for Russia’s military production. Compared to the Q1-Q3 2021 average of \$2.2 billion, imports were 44%, 59%, and 104% higher in October-December, respectively.²³
2. **Post-sanctions drop.** Imports fell sharply in March-June as export controls were imposed by Ukraine’s allies – by close to 50% compared to the January-February average of \$2.9 billion when they had normalized following the end-2021 boom. This indicates that restrictions targeting Russia’s defense sector, specifically military and dual-use goods export controls, clearly had an initial impact on trade activities.
3. **Recovery in H2 2022.** Starting in July, however, Russia appears to have adjusted. By Q4 2022, imports of critical components reached close to \$2.8 billion per month – up 9.3% compared to the 2021 average. Substitution of goods from sanctions imposing countries may have played some role. But the absence of high-quality substitutes from alternative sources means that Russia likely succeeded at setting up schemes to import Western components through separate channels.
4. **Overall decline in full-2022.** For the year 2022 overall, critical components imports reached \$26.0 billion – a 16% decline from the 2021 total of \$31.0 billion. The drop is entirely due to the temporary collapse in March-June; Q4 2022 imports were \$33.9 billion in annualized terms. Should imports remain at this level in 2023, this would mean a 30% increase over 2022 and 9% increase over 2021.

Figure 6: Imports of Critical Components



Source: KSE Institute

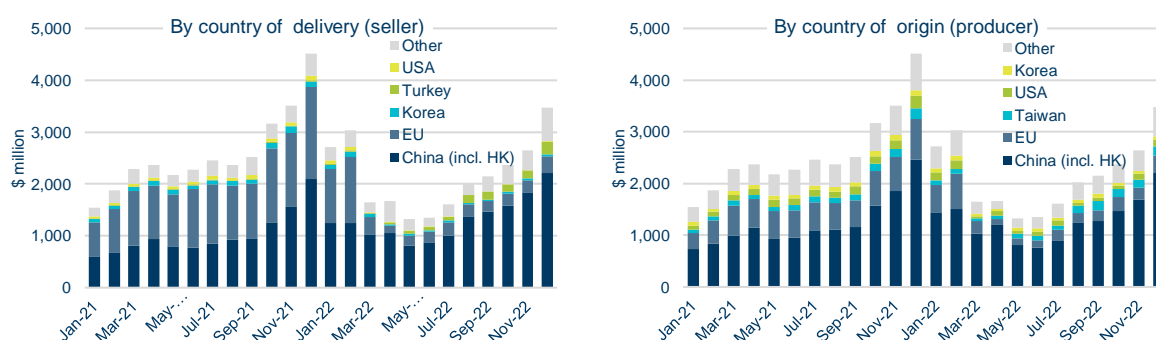
²³ We recognize that some of these dynamics may also at least partially represent a post-Covid recovery in trade.

Trade Channels: Rise of China

Second, we look at where critical components – as defined above – are acquired from. We find the following with regard to critical components' country of delivery, i.e., the country from which the goods were exported to Russia, and their country of origin, i.e., the country where the goods were produced (see Figure 7).

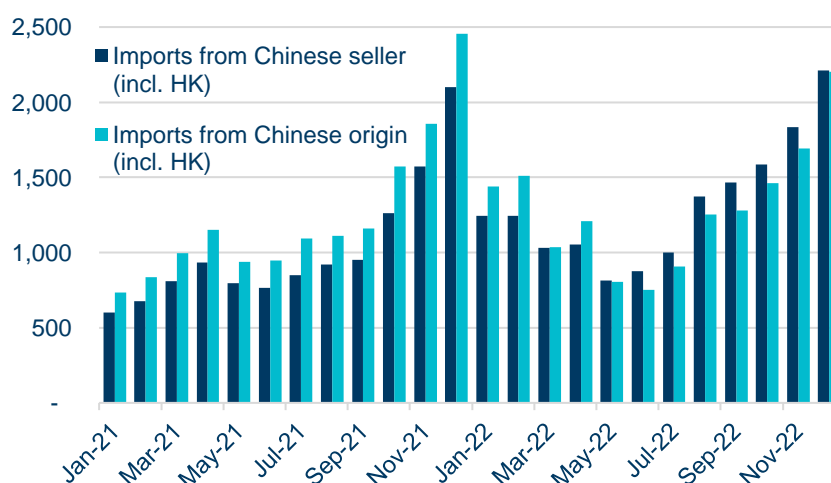
1. **Imports from China initially fell.** While China did not impose any export controls, Russian imports from the country also declined noticeably in the immediate aftermath of the full-scale invasion. This was likely due to the fact that critical components either manufactured in China or sold via China are, ultimately, products of Western entities. Importantly, both categories are different from the country where the producer's headquarter is located geographically. Many companies, especially manufacturers of electronics, relocate their factories to countries with lower costs, e.g., China.
2. **China's role expanded in 2022.** The country's share (including China) in Russian imports of critical components has risen markedly since the imposition of export controls. By Q4 2022, China's share as a country of delivery reached 53% (39% in 2021) and as a country of origin 63% (48% in 2021). The difference between the two illustrates that a substantial share of Russian imports, around 10%, is now acquired from third-country manufacturers via Chinese and Hong Kong-based intermediaries (see Figure 8).

Figure 7: Imports of Critical Components by Country



Source: KSE Institute

Figure 8: Imports from China, Delivery vs. Origin



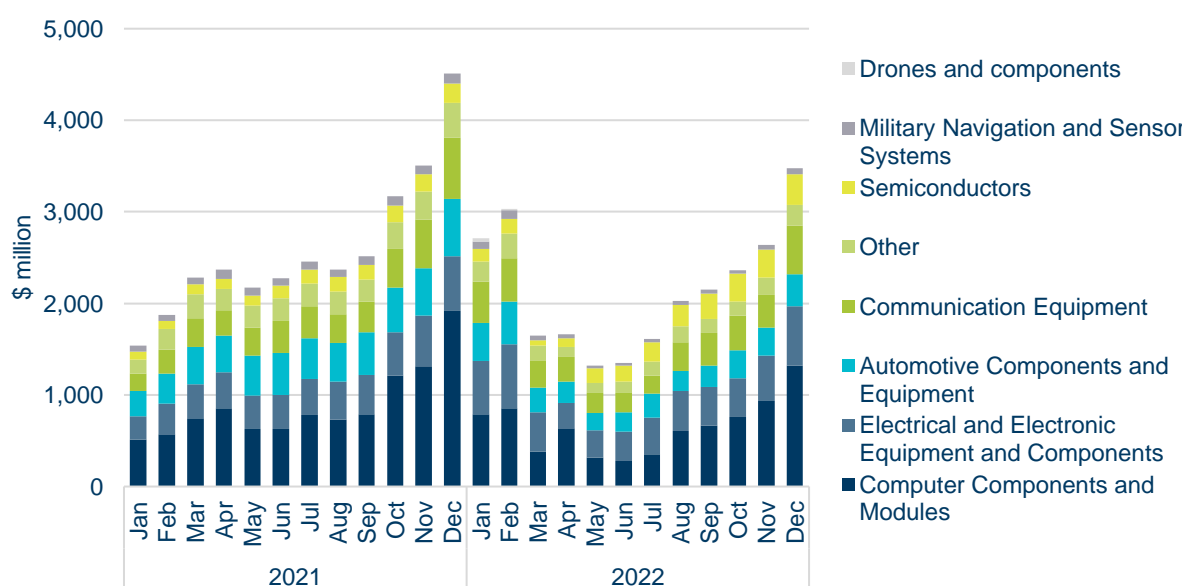
Source: KSE Institute

Import Composition: Semiconductors in Focus

Third, we investigate what types of critical components Russia has been importing and take a closer look at dynamics regarding semiconductors (and integrated circuits), a key target of export controls.

1. **Broad-based pickup in H2 2022.** The rebound in Russian imports of critical components towards the end of last year was relatively homogeneous across categories (see Figure 9). However, we find that some are of particular importance, e.g., computer components as well as electric and electronic equipment.²⁴

Figure 9: Imports of Critical Components by Type



Source: KSE Institute

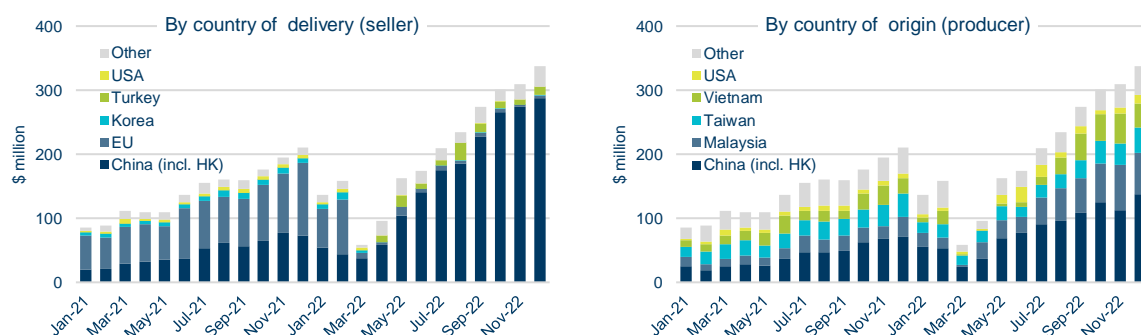
2. **Key role played by semiconductors.**²⁵ These are of particular relevance for our analysis as they constitute the item most often found in Russian military equipment. In fact, Western-made microchips were identified in every type of equipment investigated by Ukrainian authorities. What sets these goods apart as well is that substitutes – for instance, Chinese ones – continue to lag Western products in technological advancement and quality.
3. **Trends more pronounced.** For semiconductors, we identify similar developments as for overall critical components, including a late-2021 pickup (+56% in Q4 vs. Q1-3 average), a sharp drop in March-April (-48% vs. January-February), and a subsequent rebound (see Figure 10). However, two differences are noteworthy: (1) The drop following the imposition of export controls was even shorter-lived – imports had recovered to previous levels by May. And (2), the surge in H2 2022 was much stronger – with Q4 2022 imports 123% above the 2021 average. As a result, full-year imports in 2022 (\$2.4 billion) came in 44% higher than in 2021 (\$1.7 billion).

²⁴ In this group, we include items such as RAM modules, motherboards, graphics cards, and storage devices, which are widely used in commercial computers.

²⁵ Semiconductors here include integrated circuits (HS code 8542).

4. **Chinese intermediaries dominate.** In Q4 2022, sellers from China (including Hong Kong) accounted for more than 87% of total Russian semiconductor imports, while the corresponding number for 2021 was only 33%. Importantly, the overwhelming share of goods is not manufactured in China but rather shipped through Chinese and HK-based intermediaries, as a look at the country of delivery composition illustrates (see Figure 10). It appears that roughly 55% of semiconductors acquired from China (and HK) were in fact produced somewhere else (see Figure 11).

Figure 10: Imports of Semiconductors by Country



Source: KSE Institute

Figure 11: Semiconductor Imports from China, Delivery vs. Origin



Source: KSE Institute

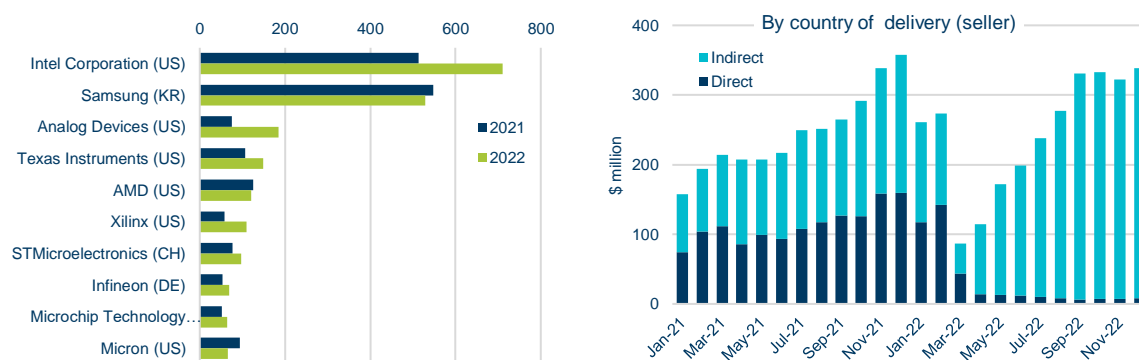
Company Analysis: Business with Russia Continues

Fourth, we focus on the subset of 155 companies (including subsidiaries), whose products were identified in Russian weapons. These accounted for 11% of critical component sales to Russia in 2022 – or \$2.9 billion.

1. **Sales to Russia rebound quickly.** For these companies – among them some of the biggest Western manufacturers of electronics – we, again, find the typical pattern of a late-2021 surge, March-April drop, and H2 2022 recovery (see Figure 12). In fact, their exports of critical components to Russia stood 35% above their 2021 average in Q4 2022. For the full-year, this means essentially no change vs. 2021.

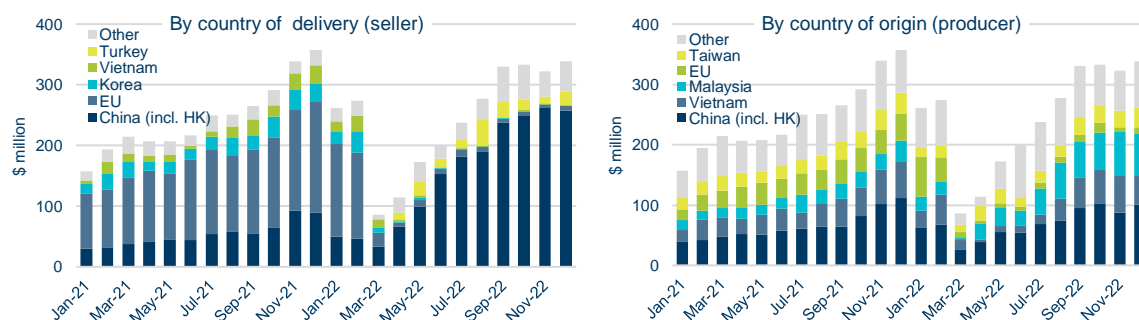
2. **Business entirely through intermediaries.** Importantly, shipments are almost entirely routed via third countries now (see Figure 12) – the share of indirect sales rose from 54% in 2021 to 98% in Q4 2022. China is, again, playing a critical role (see Figure 13). In Q4 2022, more than three-fourths of sales to Russia were conducted via an intermediary in China; in 2021, the corresponding number had only been 22%. And, consistent with earlier findings, the products are actually manufactured outside of China to a considerable extent.

Figure 12: Composition of Imports from Select Companies



Source: KSE Institute

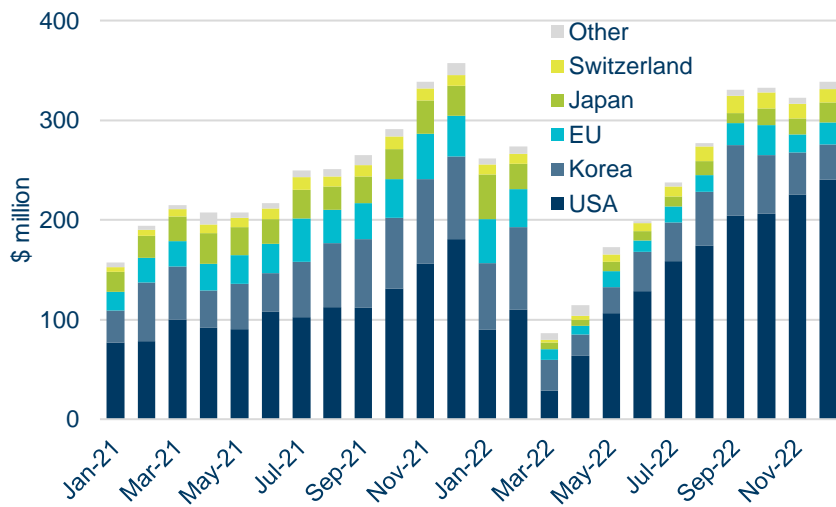
Figure 13: Imports from Select Companies by Country



Source: KSE Institute

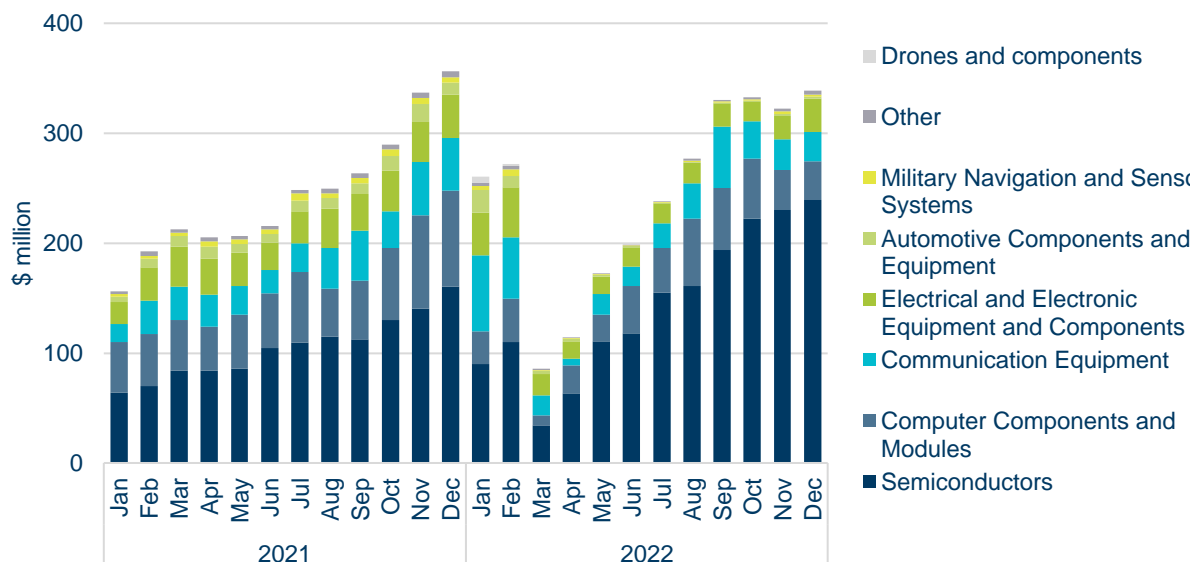
3. **U.S.-based companies dominate.** A closer look at the companies involved shows that U.S.-based entities represent the largest share – and it has in fact increased since the full-scale invasion (see Figure 14). In 2021, U.S. companies accounted for 45% of imports; by Q4 2022, this number rose to 68%. South Korean entities are the second-biggest player, but their share has fallen from 23% to 14%.
4. **Continued sales of semiconductors.** In line with our earlier finding that high-quality substitutes for Western semiconductors are difficult to find, we see that these products have grown in importance. Not only have their sales to Russia more than recovered from the post-sanction drop (+120% in Q4 2022 vs. 2021 average), they make up a larger share of the total now – 70% in Q4 2022 vs. 43% in 2021 (see Figure 15).

Figure 14: Imports by Location of Headquarter



Source: KSE Institute

Figure 15: Imports from Select Companies by Type



Source: KSE Institute

Key Companies: How Western Critical Components Reach Russia

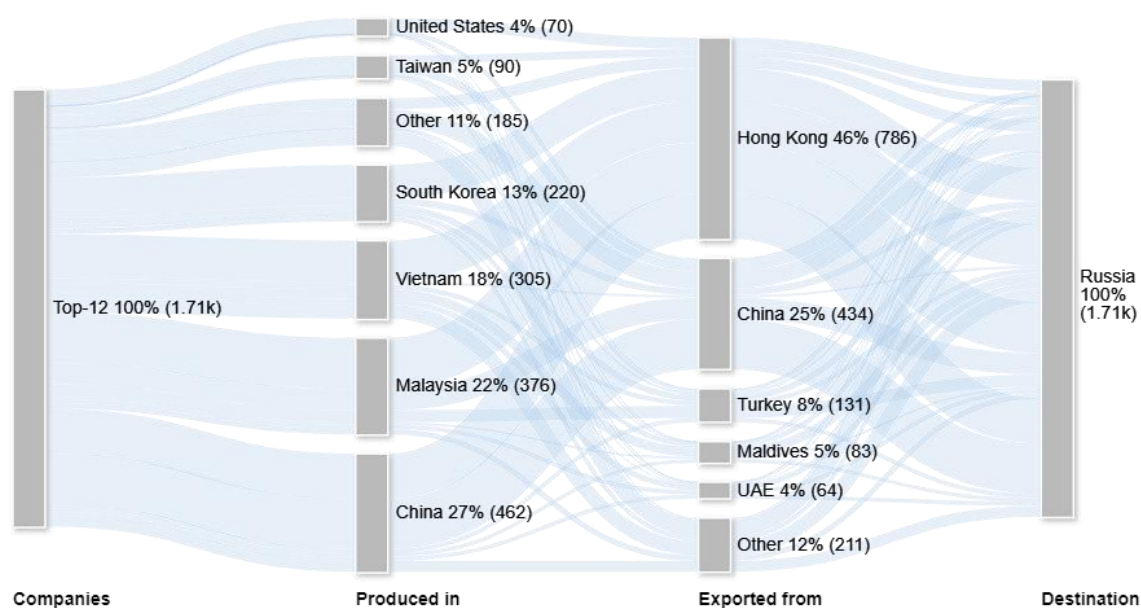
Finally, we analyze how goods produced on behalf of major Western companies reached Russia in March-December 2022 (see Figure 16):²⁶

1. **Production locations.** Close to 80% of all critical components were produced in four countries: China (27%), Malaysia (22%), Vietnam (18%), and South Korea (13%).

²⁶ The sample of 12 companies includes AMD, Analog Devices, Infineon, Intel, LG, Microchip Technology, Renesas, Samsung, Safran, STMicroelectronics, Texas Instruments, and Thales, which accounted for roughly \$1.7 billion in Russian imports of critical components in March-December 2022.

2. **Export locations.** In terms of the countries from which these goods were ultimately exported to Russia, three are of particular importance and together account for, again, close to 80% of the total: Hong Kong (46%), China (25%), and Turkey (8%).
3. **Structures differ across companies.** We do not find a common pattern; goods from different producers are manufactured in different locations and reach Russia through different countries and intermediaries (see Appendix 4).

Figure 16: Flow of Major Companies' Goods to Russia in March-December 2022



Source: KSE Institute *charts shows Russian imports of critical components from the twelve largest suppliers in March-December 2022; percentages show distribution on each level and numbers in parentheses denote trade values in \$ million in March-December 2022

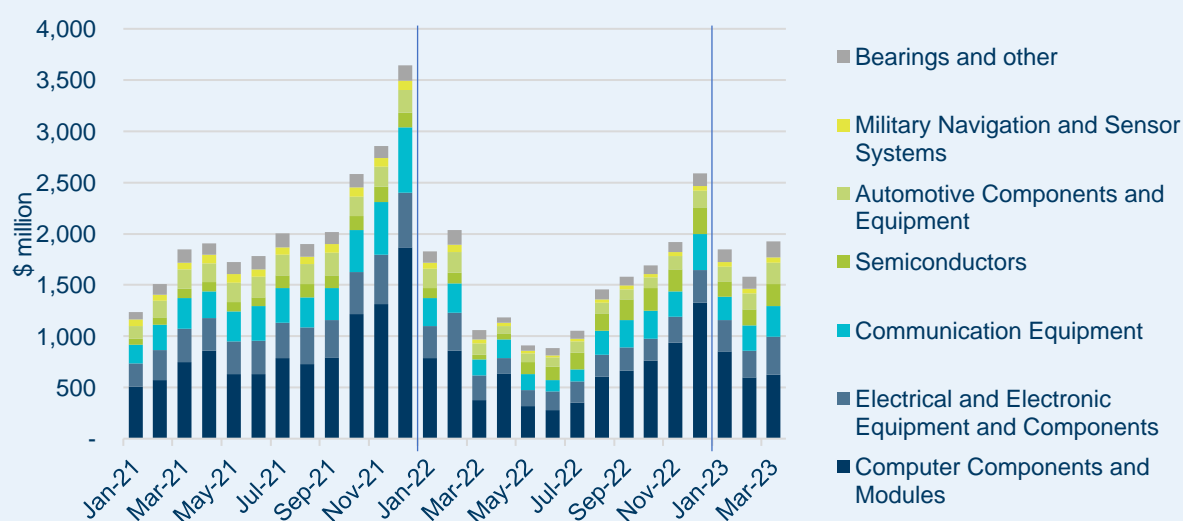
Box 1. Components Trade in 2023

Based on partial data for a subset of goods – 223 of the 386 10-digit codes included in our main analysis – we are able to investigate how trade with certain “critical components” developed in Q1 2023.²⁷ In the first three months of the year, Russian imports of these products reached \$5.4 billion, a 14% drop compared to Q4 2022 (see Figure 17). While this may indicate a reduced ability to acquire key inputs for military production, it could also represent more successful concealment of transactions.

While we see a decline in imports in Q1 2023 overall, some subcategories recorded significant increases, including electrical and electronic equipment and components (+18% vs. Q4 2022), automotive components and equipment (+24%), military navigation and sensor systems (+27%), and bearings and similar parts (+28%).

For one of the most important categories of “critical components” – semiconductors²⁸ –, we find a 23% decrease from Q4 2022 to Q1 2023.²⁹ 44% of their Q1 imports were produced in – and 83% shipped to Russia from – China, including Hong Kong (see Figure 18). While China dominates in these categories, it is important to emphasize, again, that these goods are to a large extent manufactured on behalf of companies with headquarters in the West, including in the U.S. and EU., taking advantage of their global production infrastructure.

Figure 17: Imports of Critical Components by Type

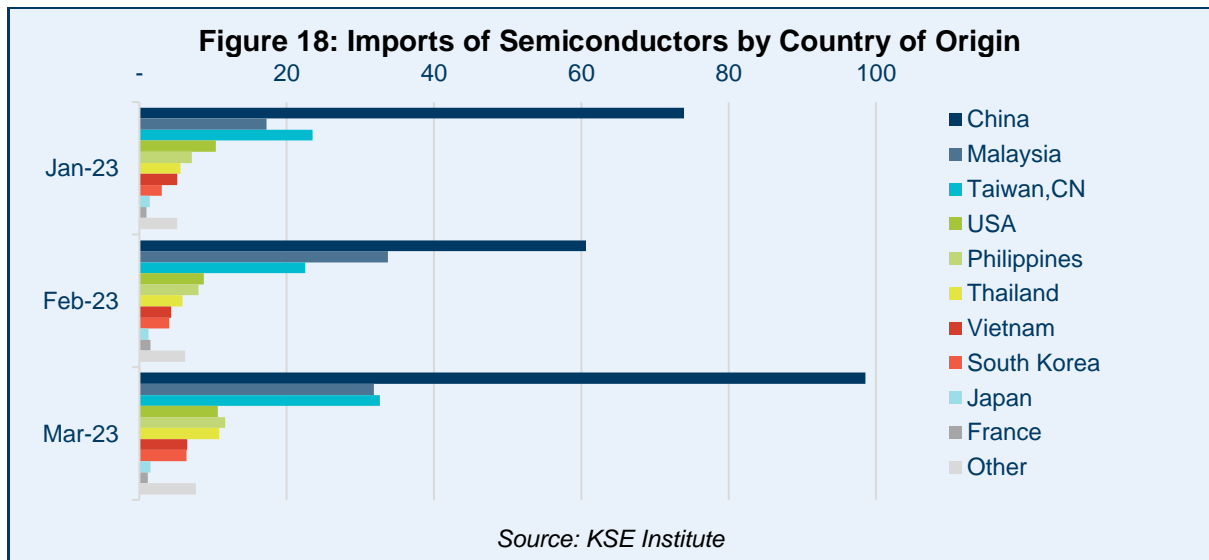


Source: KSE Institute

²⁷ Russian imports of this subset amounted to \$6.2 billion in Q4 2022 – close to 70% of the total for all 386 codes (\$8.5 billion). For full-2022, the share was also 70% (\$18.2 billion vs. \$26.0 billion).

²⁸ Including integrated circuits.

²⁹ The subset includes 14 codes in the area of semiconductors vs. 37 codes used in the full analysis. Imports of those goods amounted to \$692 million in Q4 2022 – 75% of the total for all semiconductor categories (\$947 million). For full-2022, the respective share was also 75% (\$1.8 billion vs. \$2.4 billion).



IV. Policy Recommendations: Stepped-up Enforcement

We find that continued imports of critical components by Russia are manifestations of several separate issues of the export controls regime: (1) Entities under coalition jurisdiction engage in **sanctions violations**; in other words, they undertake activities that are illegal. (2) Entities under coalition jurisdiction engage in **sanctions circumvention**; in other words, they undertake activities that are legal but opposed to the sanctions regime's objectives. (3) Entities outside of coalition jurisdiction, i.e., **third-country actors**, contribute to sanctions violations and/or circumvention. These distinct phenomena require specific policy responses.

It is important to recognize that certain potential inputs for military production are still not covered by export controls. As a result, Russian imports of some critical components do not in all cases represent sanctions violations and/or circumvention.

To limit Russia's access to inputs for its military production should be a top priority for Ukraine's allies; almost no other single issue is so directly linked to the objective of bringing Russia's war of aggression, including its attacks on civilians, to an end, and minimizing the risk of Russia's future aggression. Thus, we believe that the area of export controls is where the coalition should undertake the most decisive measures – and where it should employ its enforcement capabilities first and foremost.

To improve enforcement:

1. **Information exchange.** In our view, the first step to more effective enforcement of military and dual-use goods export controls is better exchange of information. Detailed data on transactions is available in a timely manner, including for sensitive trade activities such as those with critical military or dual-use components. This includes data from customs services in sanctions coalition countries as well as data from third countries that can be acquired directly or through independent providers such as Export Genius. Authorities should set up systems through which information can be shared effectively – including by the academic/think tank community.
2. **Joint investigations.** In addition to the exchange of information, authorities in coalition countries should cooperate closely when it comes to investigations of sanctions

violations or circumvention. Often, the trade with critical components involves multiple actors in many jurisdictions which cannot be investigated by any single agency. Joint efforts in this area would also limit the extent to which nefarious actors can do “jurisdiction shopping”. Especially in the European Union, where sanctions (and export controls) implementation remains the responsibility of member states, improvements would be of critical importance.

3. **Utilization of AML framework.** Schemes to violate or circumvent sanctions, including export controls, are similar to those that are being used for money laundering or proliferation, including opaque ownership structures and frequent changes to structures and actors involved in activities. This also means, however, that the regulatory framework for the monitoring of these schemes is already in place to a substantial extent. Sanctions coalition authorities should vigorously enforce existing regulations and apply them to the area of export controls. In particular, the AML framework can be applied to track structures in third countries which are of critical importance for both production and exports to Russia of many inputs for military production. As we illustrated above, many of these goods do not ever physically touch sanctions coalition jurisdiction.
4. **Financial sector measures.** We believe that financial sector sanctions can play a critical role in the enforcement of other restrictions – from export controls to the G7/EU oil price caps – due to financial institutions’ critical role in cross-border transactions. Limiting channels through which Russian entities can make payments for imports should be limited through additional sanctions on Russian banks. This would leave specific channels that can be monitored more effectively. Companies should also be required to provide information to banks if they are asking to process payments for shipments of goods that may be under export-controls.

To address sanctions violations:

9. **Engagement with key companies.** Authorities should engage with the companies whose products are being exported to Russia. Many large companies have extensive risk management and compliance structures which would allow them to minimize the risk to unknowingly violate export controls; what is likely missing at this point is a sense of urgency to do so. From a public opinion perspective, companies should be very much interested in avoiding having their products identified in Russian weaponry found on the battlefield or being used for attacks on Ukrainian civilians. As far as small-and-medium enterprises (SMEs) are concerned, these may actually lack the capacity to conduct the kind of due diligence necessary. Thus, authorities should consider providing technical assistance to enable them to track their products and limit the extent of involuntary export control violations.
10. **Sharing of information with stakeholders.** Clear guidance on sanctions is an important element of such an approach as well and will need to be reviewed at regular intervals as circumvention networks adapt quickly to enforcement efforts. Companies would also benefit from the setting-up of a database through which they can access information about (potential) business partners, including company structures, ownership, coverage by sanctions and/or information about previous violations. These

are critical inputs for any entities' risk assessments and need to be made available in a convenient and timely fashion.³⁰

11. **Demonstration of consequences.** As we find that many of the critical components that Russia continues to be able to acquire are produced on behalf of Western companies, these do not appear to undertake sufficient due diligence as far as goods under export controls are concerned. Thus, we believe that implementing agencies need to demonstrate their commitment to preventing and/or prosecuting violations by undertaking investigations with regard to high-profile players.
12. **Documentary evidence requirements.** As in other areas of the sanctions complex, we believe that enhanced documentary requirements are key as well. They should also be accompanied by clear assignments of responsibilities for the approval of transactions within companies.³¹

To address sanctions circumvention:

1. **Dual-use goods lists alignment.** It is critical that authorities across the sanctions coalition align their export control regimes to close existing loopholes. The same goods should be classified as “dual use” in all countries and criteria for licensed approval should be standardized. In addition, it is critical that authorities define dual-use goods based on Harmonized System (HS) codes; otherwise, the monitoring of transactions will be significantly more challenging.
2. **Broader export controls.** In several areas, export controls target very specific goods while similar products remain excluded; as a result, the sanctions regime may miss substitutes for controlled goods. For instance, of the 385 codes that we use for our definition of “critical components,” only 170 are included in the EU’s list of dual-use goods.³² This could also allow sellers and buyers to misclassify the content of shipments on customs declarations – betting that no thorough physical inspection of the goods will be undertaken. The issue is further complicated by the fact that substantial advance knowledge is necessary to be able to identify specific equipment types and distinguish export controlled and non-export controlled goods. Exemptions for specific uses, e.g., imports by Rosatom, also represent a problem. As long as critical components are approved for export to Russia for any reason, they will end up being diverted and used for the war effort, rendering any controls ineffective. For instance, only about half of the HS codes included in our definition of “critical components” are classified as dual use by the EU.

To address third-country actors:

1. **Threat of secondary sanctions.** The United States has previously used so-called secondary sanctions to target third-country actors that engage with sanctioned entities. The key for this kind of extraterritorial application of sanctions is the threat to cut off

³⁰ To get banks' “Know-your-client” (KYC) attention, a list of third-country companies should also be indexed by FACTIVA – a major business intelligence platform owned by Dow Jones. It accumulates information from a wide scope of media sources, but not scientific publications. Once included, this information will appear every time a KYC or risk management procedure is conducted.

³¹ For export controls, authorities could require end user agreements from all exporters, including companies under coalition jurisdiction that produce their products in and export them from third countries. While the legal enforceability of such agreements can be problematic, this would entice companies to undertake proper due diligence before engaging in any trade with military/dual-use goods.

³² For the EU list, see [here](#).

entities from access to the U.S. dollar and the U.S. financial system. While such measures are controversial and should, thus, be employed in a selective fashion, they can be extraordinarily effective in addressing third-country loopholes. In many cases, entities in third countries do not want to run afoul of the Office of Foreign Assets Control (OFAC) and face the aforementioned penalties. Thus, targeted threats of secondary sanctions may be sufficient to entice cooperation in key areas.

2. **New legal instrument in the EU.** The European Union is fundamentally opposed to the extraterritorial application of sanctions and, in fact, prohibits EU-based companies from following such restrictions through the “blocking statute”. However, the EU is considering, in its 11th sanctions package, to create a new legal basis for the imposition of restrictions on third-country entities, which act as intermediaries and contribute to sanctions violations by EU actors.³³ ³⁴ The EU is also considering imposing export bans, i.e., to restrict the sale, supply, transfer, or export of certain technologies and goods to third countries that are used by Russia as intermediaries.
3. **Robust monitoring of schemes.** We recognize that the relative ease (and low cost) with which new entities (i.e., shell companies) can be set up in third countries represents a major challenge. Authorities, thus, need to constantly monitor developments utilizing all available data sources to identify how schemes adjust to restrictions – and revise the regime accordingly.
4. **Provision of technical assistance.** It should not be underestimated that some third-country entities may face substantial capacity constraints when it comes to the monitoring of shipments to Russia in the context of the export controls regime. In particular, small and medium enterprises (SMEs) may not be able to conduct the kind of due diligence that would lead to the identification of problematic transactions. Sanctions coalition authorities should consider providing technical assistance to these actors to reduce the number of cases in which these counteract the objective of export controls unknowingly or unintentionally.

³³ European Commission, [Press statement by President von der Leyen with Ukrainian President Zelenskyy](#), 2023

³⁴ The EU has undertaken such a step, for instance, with regard to SUN Ship Management Ltd, an UAE-incorporated ship management company that is controlled by the Russian company PAO Sovcomflot.

V. Appendix

Appendix 1: Summary of Equipment and Foreign Components

	Armored vehicles & artillery	Drones	Electronic warfare equipment	Helicopters	Missiles	Small electronic devices	Total
Microchips	48	18	19	14	145	92	336
(Micro-)processors	11	46	6	14	30	39	146
Transistors	5	18	5	1	5	14	48
Memory devices	4	7		17	14	5	47
Voltage regulators	1	23		8	2	4	38
Capacitors	3	1	8		3	19	34
Transceivers		10		3	5	10	28
DC-to-DC converters	6	9		1	6	5	27
Analog-digital converters	2	5	1	3	4	9	24
FPGAs	1	2	1	7	7	5	23
Drivers/receivers	1	14		6		2	23
Amplifiers	2	7		1		9	19
Relays	3	1	2		1	7	14
Video codecs				12			12
Other	32	86	16	40	16	48	238
Total	119	247	58	127	238	268	1,057

Appendix 2: Foreign Companies Identified in Russian Weapons

Company	Headquarter	Items	Company	Headquarter	Items
Analog Devices	United States	186	MaxLinear	United States	1
Texas Instruments	United States	145	Voltage Multipliers	United States	1
Microchip Technology	United States	96	Token Electronics	China	1
Intel Corporation	United States	63	Michelin	France	1
AMD	United States	62	Ramtron International	United States	1
Infineon Technologies	Germany	60	DFRobot Electronics	United States	1
STMicroelectronics	Switzerland	28	Cornell Dubilier	United States	1
Renesas Electronics	Japan	23	SECURON	United Kingdom	1
Vishay Intertechnologies	United States	23	TTM Technologies	United States	1
NXP Semiconductor	Netherlands	21	Hextronik	United States	1
Yageo	Taiwan	19	Deyuan Technology	China	1
Onsemi	United States	18	Lantronix	United States	1
Micron Technologies	United States	16	Hongfa	China	1
Murata Manufacturing	Japan	11	Delta Electronics	Taiwan	1
Kyocera	Japan	9	Real Support Electr.	China	1
Traco Electronic	Switzerland	9	Axis	Sweden	1
TE Connectivity	Switzerland	8	Kodenshi Corporation	South Korea	1
Merrimac Industries	United States	6	Controp	Israel	1
Anderson Electronics	United States	6	Silicon Laboratories	United States	1
SMC Corporation	Japan	6	Semicon	South Korea	1
Nexperia	Netherlands	5	Guangdong Kexin Ind.	China	1
Holt Integrated Circuits	United States	5	Inchange Semiconductor	China	1
XP-Power	Singapore	5	Nippon Instruments	Japan	1
U-blox	Switzerland	5	Hirose Electric	Japan	1
Samsung Electronics	South Korea	4	Souriau	France	1
Marvell Semiconductor	United States	4	Poccio Electronics	China	1
Thales	France	4	Telpod	Poland	1
Motorola	United States	4	Future Tech. Dev. Int.	United Kingdom	1

TT Electronics	United Kingdom	4	TCB WORTH	China	1
Littelfuse	United States	4	Kioxia	Taiwan	1
Alliance Memory	United States	4	Z-Communications	United States	1
Scientific Components	United States	3	Epson	Japan	1
IC Haus GmbH	Germany	3	Wolfspeed	China	1
Macronix International	Taiwan	3	ADLINK	Taiwan	1
Bourns	United States	3	iFlight	China	1
Sumida Corporation	Japan	3	3D Plus	United States	1
VBSsemi	China	3	Scorpion Power System	China	1
Macom	United States	3	NVE Corporation	United States	1
Hitano Enterprise	Taiwan	3	Ligitek Photovoltaic	Taiwan	1
Broadcom Corporation	United States	3	Integrated Circuit Syst.	United States	1
Harting	Germany	3	Productwell	China	1
Sony	Japan	3	HEICO	United States	1
Vicor	United States	3	Molex Electronics	United States	1
Silex Technology	United States	3	Nanya Technology Corp.	Taiwan	1
Philips	Netherlands	3	Mercury	United States	1
Mornsun	China	3	M-TRON	United States	1
IDEC Corporation	France	2	Eaton Electronics	United States	1
Toshiba	Japan	2	Dyna Logic	South Korea	1
Semtech Corporation	United States	2	CML Microsystems	United Kingdom	1
CTS Corporation	United States	2	Futaba Corporation	Taiwan	1
Würth Elektronik	Germany	2	Golledge Electronics	United Kingdom	1
TDK Corporation	Japan	2	Kuwes Industry Corp.	Taiwan	1
Qorvo	United States	2	Timoney Technology	Ireland	1
Fujitsu	Japan	2	Advanced Digital	United States	1
New Jersey Semicond.	United States	2	Shenzhen Joy Battery	China	1
Amphenol	United States	2	Cortina Systems	United States	1
UN Semiconductor	China	2	Transcend	Taiwan	1
HALO Electronics	United States	2	Greenliant	United States	1
Winbond	Taiwan	2	Sonitron	Belgium	1
Hitec RCD	South Korea	2	DM&P Electronics	Taiwan	1
NGK	Japan	2	CANON	Japan	1
Hemisphere GNSS	United States	2	Lattice Semiconductor	United States	1
Anaren	United States	2	ОКБ "Фотон"	Uzbekistan	1
Bolymin	Taiwan	2	Finntek	Taiwan	1
OMRON	Japan	2	System Logic Semicond.	South Korea	1
Plasan	Israel	2	Brushless Fan	China	1
Panasonic	Japan	2	Talisman	Canada	1
SIMCom Wireless Sol.	China	2	Ebm-papst	Germany	1
Coilcraft	United States	2	Unisonic Technologies	United States	1
MCL Electr. Materials	China	2	Mitsubishi Electric	Japan	1
Taiwan Semiconductor	Taiwan	2	Weigao Group	China	1
Peak Electronics	Germany	2	QuartzCom	Switzerland	1
Integrated Silicon Sol.	United States	2	Gumstix	United States	1
Saito	Japan	2	Hitachi	Japan	1
Transcom	Taiwan	1	LG Corporation	South Korea	1
Phoenix Contact	Germany	1	Swatch Group	Switzerland	1
Ampleon	Philippines	1	Planar Systems	United States	1
Alinx Electronic Tech.	China	1	Unidentified		12

Appendix 3: HS Codes of Critical Components

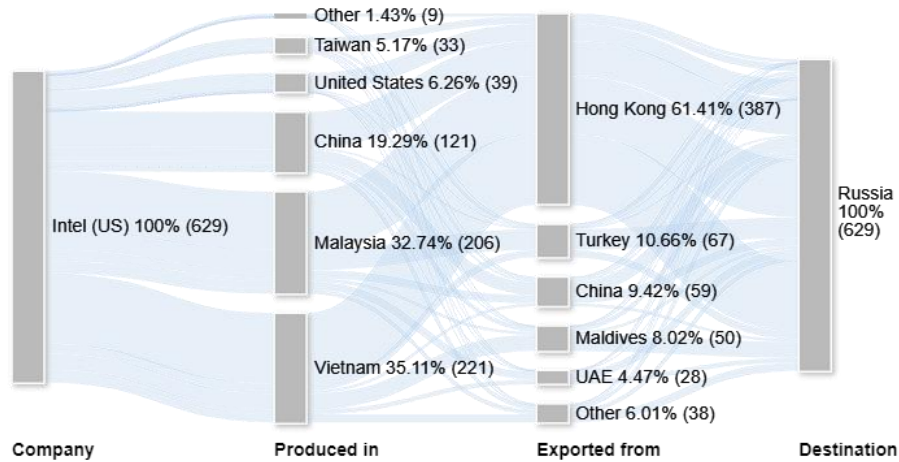
Table includes **385** 10-digit HS codes which make up the universe of “critical components”. Bold codes (**223**) are those in the subset of goods for which Q1 2023 data is available.

Automotive Components and Equipment				
Engines and their parts	Electric motors and generators	Ignition and starting equipment	Motor vehicle parts and accessories	Vessels
8409990009	8501101001	8511100009	8708309109	8907100000
8411123009	8501101009	8511300008	8708309909	
8411910001	8501109100	8511400008	8708409909	
8411910002	8501109300	8511500008	8708509909	
8411910008	8501109900	8511800008	8708709909	
8411990019	8501200009	8511900009	8708913509	
8412212002	8501310000		8708939009	
8412212009	8501320008		8708949909	
8412218008	8501402004			
8412298109	8501402009			
8412298909	8501408009			
8412310009	8501510001			
8412808009	8501510009			
8412904008	8501522001			
8412908009	8501522009			
	8501523000			
	8501620000			
Communication equipment				
Telecommunications equipment	Radio equipment and its components			
8517140000	8522904000	8523519900	8525899109	8529106500
8517610008	8523210000	8523529001	8525899900	8529106901
8517620003	8523291505	8523529009	8526100001	8529106909
8517620009	8523291509	8523591000	8526100009	8529108000
8517699000	8523293102	8523599101	8526912000	8529109500
8517711100	8523293908	8523599109	8526918000	8529901027
8517711500	8523419000	8523809101	8526920008	8529902002
8517711900	8523492500	8523809300	8527139900	8529902008
8517790009	8523493900	8523809900	8527190000	8529904900
	8523494500	8525500000	8527212009	8529906502
	8523495100	8525600009	8527911900	8529906508
	8523495900	8525811900	8527913500	8529909200
	8523511000	8525813000	8527919900	8529909600
	8523519101	8525819100	8527990000	
	8523519109	8525891900	8529101100	
	8523519300	8525893000	8529103900	
Computer components and modules				
8471300000	8471606000	8471705000	8471900000	8473308000
8471410000	8471607000	8471707000	8473299000	8473502000
8471490000	8471702000	8471709800	8473302002	
8471500000	8471703000	8471800000	8473302008	
Drones and aircraft components				
8807200000	8807300000	8807900009		
Electrical and electronic equipment and components				
Electrical transformers, converters, and magnets				
8504102000	8504318001	8504403008	8504502000	8505110000
8504108000	8504318007	8504403009	8504509500	8505191000
8504210000	8504320002	8504405500	8504900600	8505199000
8504229000	8504320009	8504408300	8504901100	8505200000
8504230009	8504330009	8504408500	8504901700	8505902009
8504312109	8504340000	8504408700	8504909200	

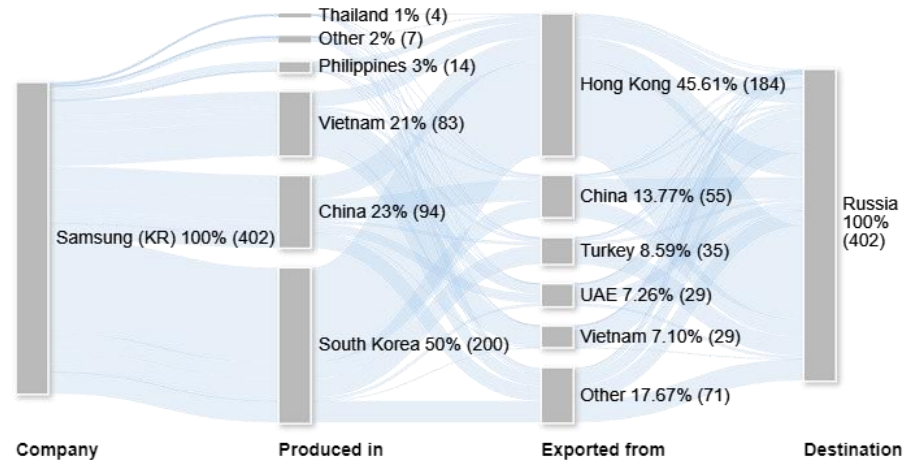
8504312909	8504403004	8504409100	8504909800	
Electrical components and equipment				
8532100000	8533409000	8536201007	8536508008	8537101000
8532210000	8533900000	8536209007	8536611000	8537109100
8532220000	8534001100	8536302000	8536619000	8537109800
8532230000	8534001900	8536304000	8536691000	8537209200
8532240000	8534009000	8536308000	8536693000	8537209800
8532250000	8535100000	8536411000	8536699002	8538100000
8532290000	8535210000	8536419000	8536699008	8538901200
8532300000	8535290000	8536490000	8536700001	8538909200
8533100000	8535302000	8536500400	8536700002	8538909901
8533210000	8535400000	8536500600	8536700003	8538909908
8533290000	8535900008	8536501109	8536700004	8540710009
8533310000	8536101000	8536501509	8536900100	8540890000
8533390000	8536105000	8536501904	8536901000	
8533401000	8536109000	8536501906	8536908500	
Batteries				
8506101100	8543900000	8544300003	8544429007	8544499101
8506101801	8506109809	8544300007	8544429009	8544499108
8506101809	8506501000	8506600000	8544492000	8544499309
8506109100	8506503000	8507202000	8507302009	8544499509
8543200000	8506509000	8507208001	8507500000	8544601000
8543400000	8544119000	8507208008	8507600000	8544609009
8543703008	8544200000	8544421000	8507800009	8544700000
8543708000	8544300002	8544429003	8544499101	
Semiconductors and electronic circuits				
8541100009	8541410007	8541600000	8542323900	8542391000
8541210000	8541410008	8541900000	8542324500	8542399010
8541290000	8541410009	8542311001	8542325500	8542399090
8541300009	8541420000	8542311009	8542326100	8542900000
8541410001	8541430000	8542319010	8542326900	8486909008
8541410002	8541490000	8542319090	8542327500	
8541410004	8541510000	8542321000	8542329000	
8541410006	8541590000	8542323100	8542339000	
Military navigation and sensor systems				
Optical equipment	Navigation equipment	Avionics, thermal heaters, sensors		Automatic control instruments
9002110000	9014100000	9025192000	9030310000	9032102000
9002190000	9014202009	9025198009	9030320009	9032108100
9002200000	9014208001	9025804000	9030331000	9032108900
9002900009	9014208009	9025808000	9030339900	9032200000
9005100000	9014800000	9025900003	9030390009	9032810000
9013200000	9014900000	9025900008	9030400000	9032890000
9013800000	9015101000	9026108900	9030820000	9032900000
9013900000	9015401000	9029203809	9030899009	
	9015900000	9029900009	9030908500	
Other				
3926300000	8482101009	8482990000	8483402308	8483508000
3926400000	8482109001	8483109500	8483402500	8483608000
3926909200	8482109008	8483200000	8483402900	8483908909
3926909706	8482200009	8483303209	8483403009	9020000000
3926909707	8482400009	8483308007	8483405900	9023008000
3926909709	8482500009	8483402100	8483502000	

Appendix 4: Trade Flow Illustrations for Major Companies

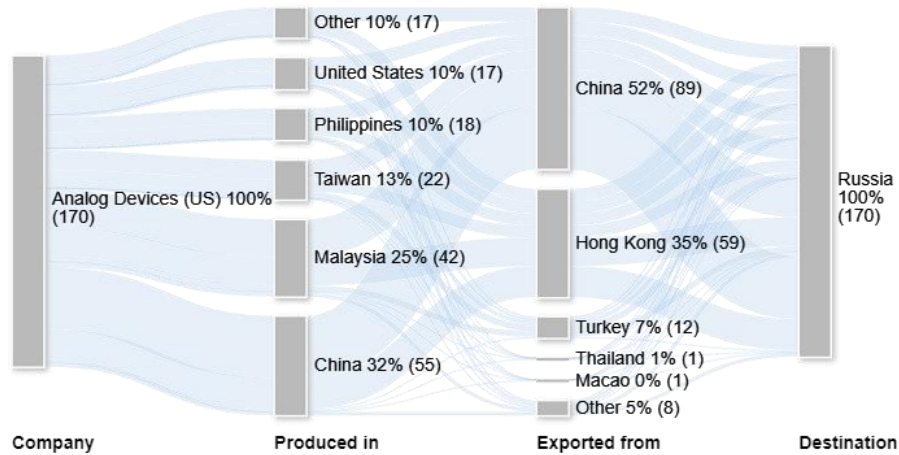
Intel Corporation



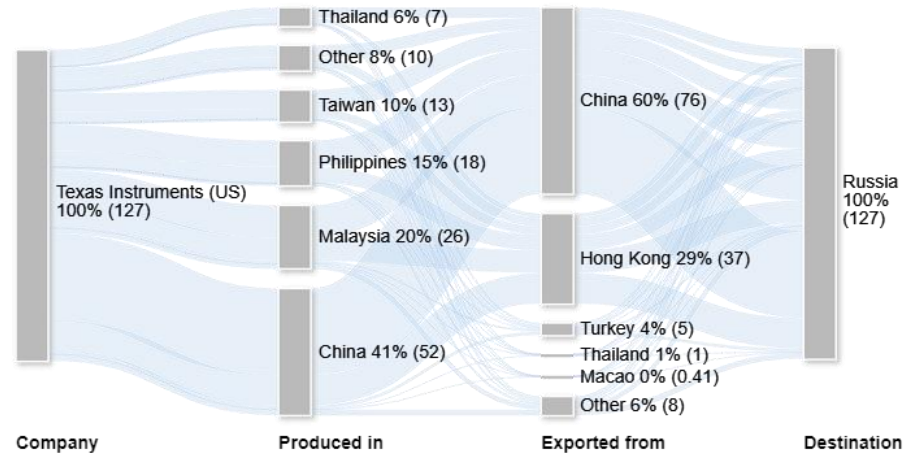
Samsung



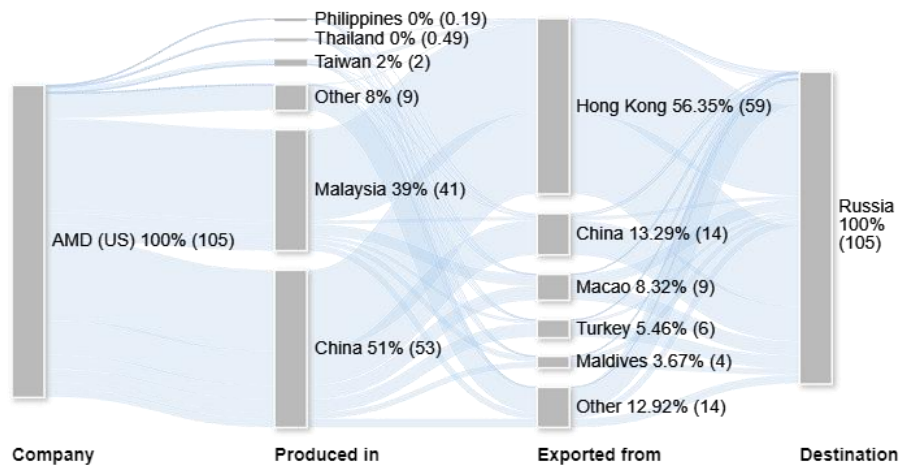
Analog Devices



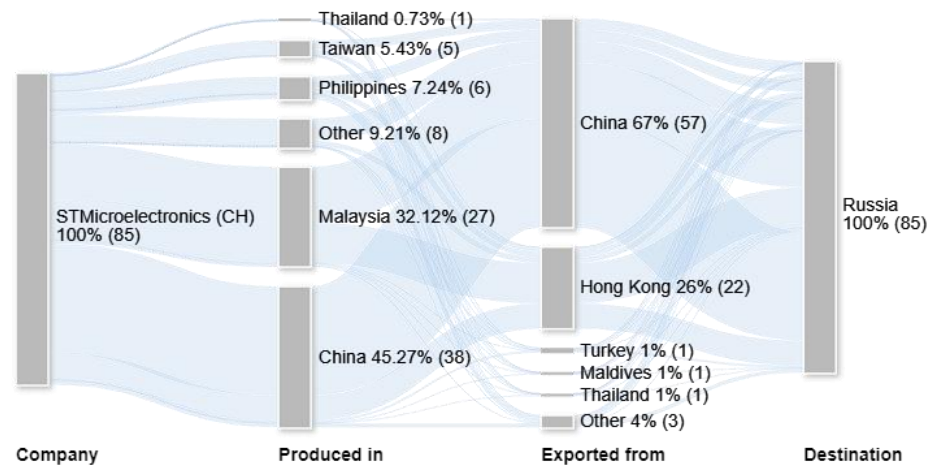
Texas Instruments



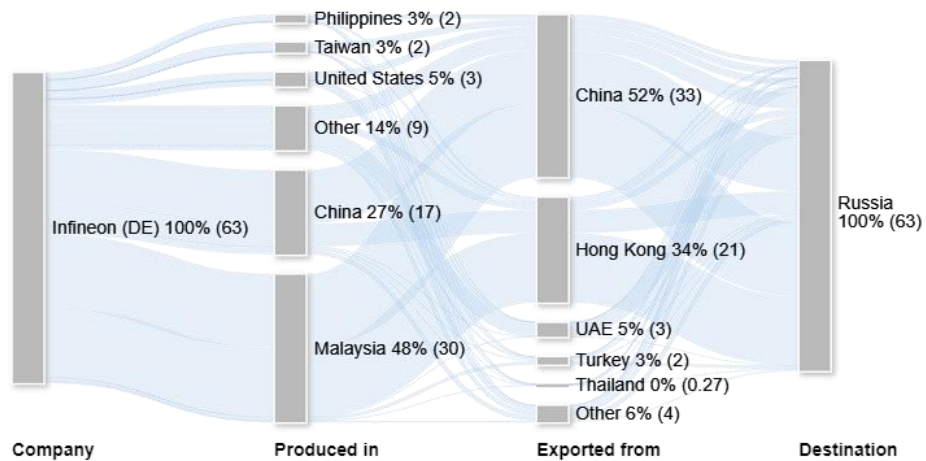
AMD



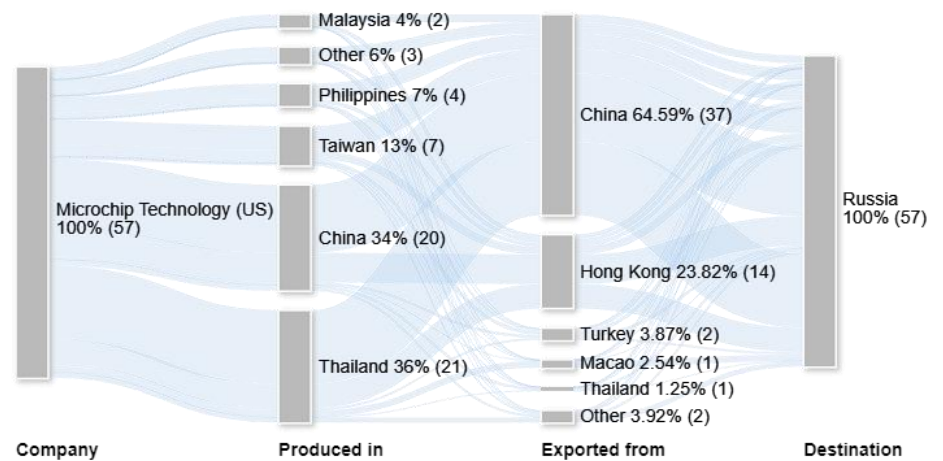
STMicroelectronics



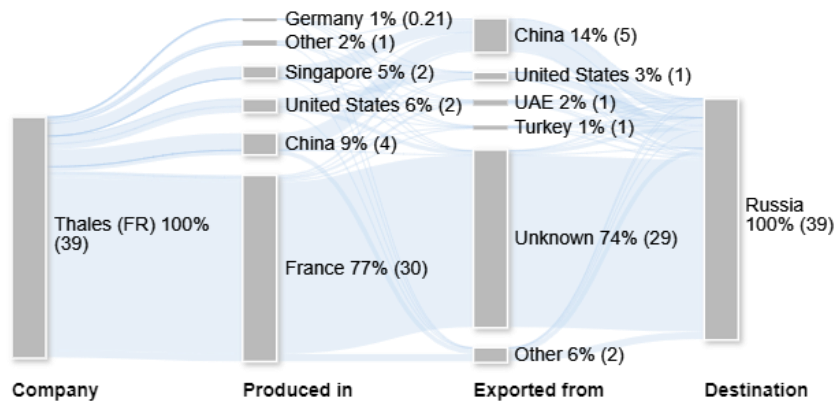
Infineon Technologies



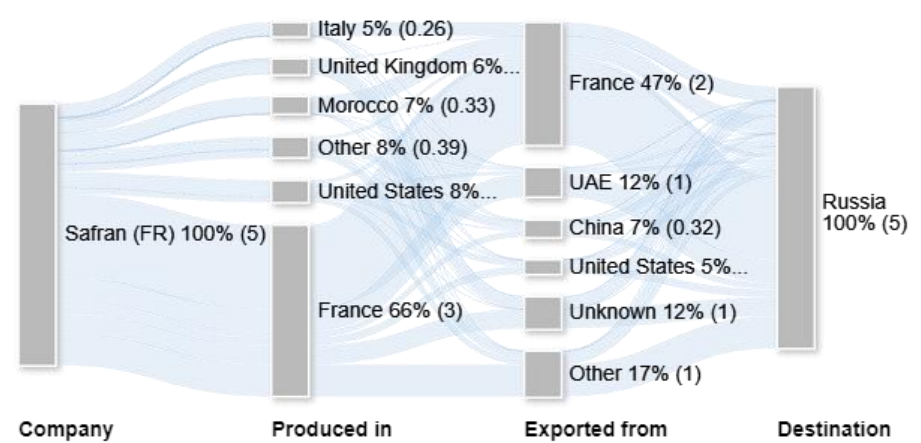
Microchip Technology



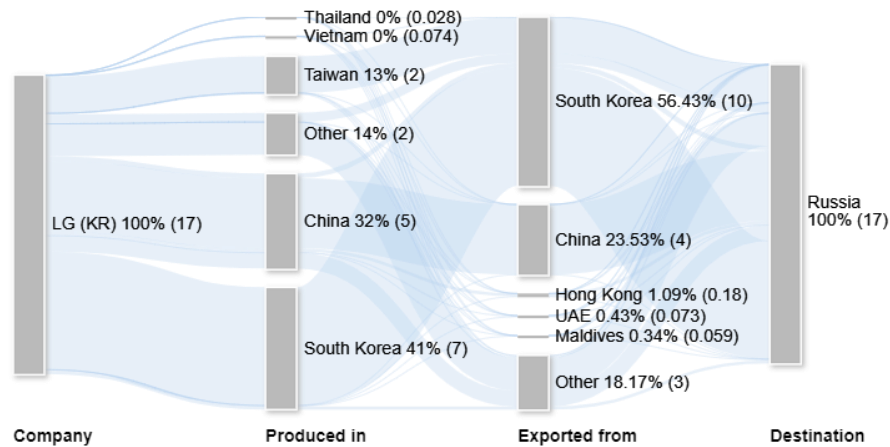
Thales**



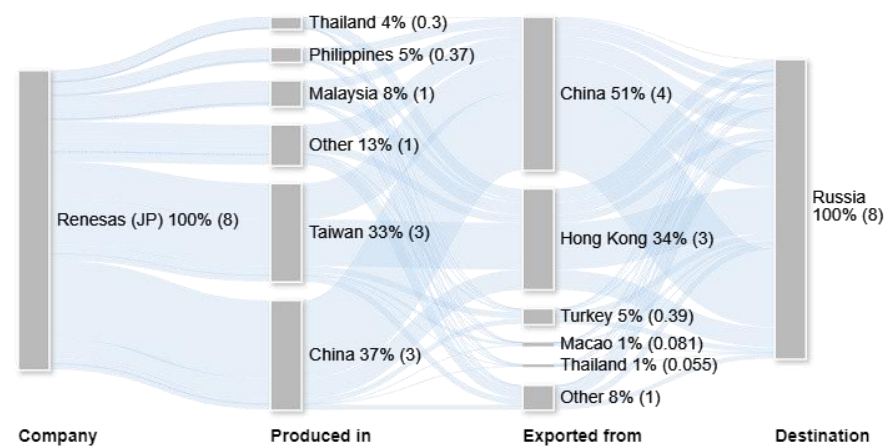
Safran**



LG Corporation



Renesas Electronics



Source: KSE Institute *charts shows Russian imports of critical components; percentages show distribution on each level and numbers in parentheses denote trade values in \$ million in March-December 2022 **data for location of export missing in some/many cases